



Open Bibliometric Databases for the Leiden Ranking

André Brasil

CNRS' Open Science Day - November, 2024



<https://leidenranking.org>



Leiden University

CWTS

CWTS B.V.

Other CWTS sites ▾

Home

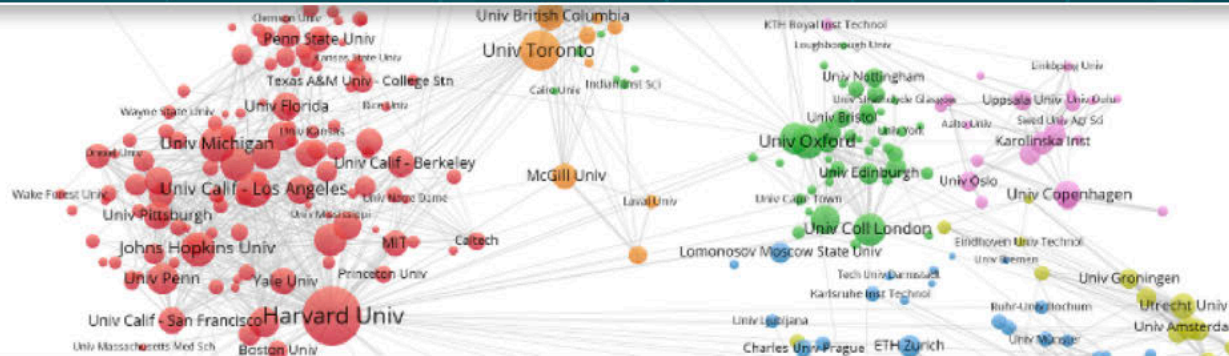
Ranking ▾

Information ▾

Downloads

Services

Contact ▾



This is the website of the CWTS Leiden Ranking.

The Open Edition of the Leiden Ranking can be found at open.leidenranking.com.

CWTS Leiden Ranking 2024

The CWTS Leiden Ranking 2024 offers important insights into the scientific performance of over 1500 major universities worldwide. Select your preferred indicators, generate results, and explore the performance of universities.

<https://leidenranking.org>

phys rev b

ind eng res

env sci tec

nature

p nas us

j immunol

blood

mat sci e a

geophys r l

atmos envir

material

glas biol

j clin micr

j nutr

j infec dis

gastroenty

phys rev l

nucl inst a

appl optics

health phys

phi t roy b

faseb j

Home

Ranking

Methodology

Products

Links

Contact

About CWTS



Universiteit Leiden

Welcome to the Leiden Ranking 2011/2012

The Leiden Ranking 2011/2012 measures the scientific performance of 500 major universities worldwide. Using a sophisticated set of bibliometric indicators, the ranking aims to provide highly accurate measurements of the scientific impact of universities and of universities' involvement in scientific collaboration. The ranking is based on over 25 years of bibliometric experience at the Centre for Science and Technology Studies (CWTS) of Leiden University.

Compared with other university rankings, the Leiden Ranking offers more advanced indicators of scientific impact and collaboration and uses a much more transparent **methodology**. Also, the Leiden Ranking does not rely on highly subjective data obtained from reputational surveys or on data provided by the universities themselves.

In comparison with earlier editions of the Leiden Ranking, various improvements have been made in the Leiden Ranking 2011/2012. These improvements include an impact indicator based on the proportion top 10% publications, collaboration

Rank	University	Country	P	MNCS	MNCS stability interval
1	Ecole Polytechnic Federale Lausanne	CH	8667	1.84	
2	Univ Cambridge	GB	25075	1.75	
3	Univ Oxford	GB	26161	1.70	
4	KA Univ Göttingen	DE	9616	1.64	
5	ETH Zurich	CH	15890	1.62	
6	Imperial Coll London	GB	22279	1.58	
7	Univ Lausanne	CH	6916	1.58	
8	Univ Edinburgh	GB	13017	1.55	
9	Univ Utrecht	NL	16271	1.54	
10	Erasmus Univ Rotterdam	NL	12786	1.54	
11	Univ Bristol	GB	12198	1.53	
12	Teikyo Univ Denmark	DK	7438	1.53	
13	Univ Basel	CH	8750	1.51	
14	Univ Coll London	GB	26210	1.51	
15	Univ Zurich	CH	14492	1.49	
16	Univ Glasgow	GB	10161	1.46	
17	Vrije Univ Amsterdam	NL	12731	1.46	
18	King's Coll Univ London	GB	13603	1.46	
19	Leiden Univ	NL	12653	1.45	
20	Univ Geneva	CH	9438	1.44	
21	Wageningen Univ	NL	8604	1.44	
22	Radboud Univ Nijmegen	NL	12060	1.43	
23	Kobe Univ	JP	18604	1.42	
24	Univ Amsterdam	NL	15760	1.42	
25	Karolinska Inst Stockholm	SE	17054	1.41	

CWTS

Centrum voor Wetenschap



Origin and Purpose



Response to Limitations: Developed to address the shortcomings of traditional rankings like the Shanghai Ranking.



Multidimensional Perspective: Offers indicators on scientific impact, collaboration, and open access publishing.



Avoiding "Black Box" Models: Moves beyond one-size-fits-all approaches, focusing on transparency and appropriate use of bibliometric data.



Encourages responsible research assessment through open and transparent methodologies.



“

From those rankings that are closest to the universities being assessed, the CWTS Leiden Ranking run by a university research group, and U-Multirank run by a consortium of European Universities, tended to better meet the community's expectations of fairness and responsibility.

— Elizabeth Gadd (2021)

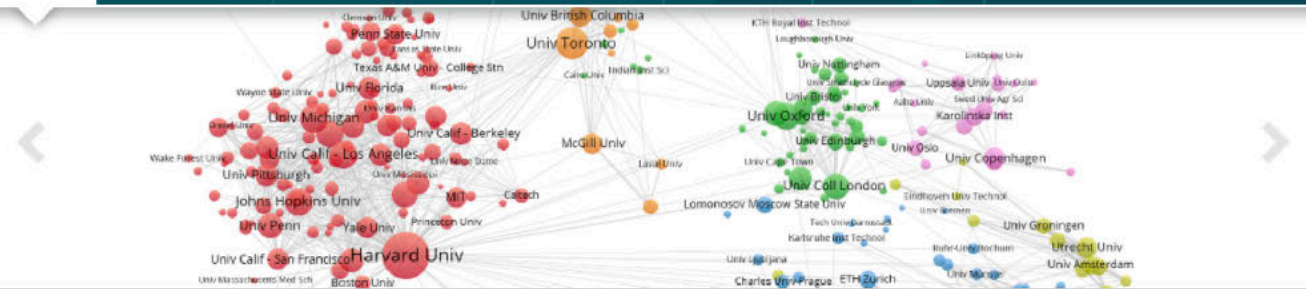
<https://open.leidenranking.org>



Leiden Ranking Open Edition

Leiden University | CWTS | CWTS B.V. | Other CWTS sites

- Home
- Ranking
- Information
- Resources
- Services
- Contact




This is the website of the new Open Edition of the CWTS Leiden Ranking.
The traditional Leiden Ranking can be found [here](#).

CWTS Leiden Ranking Open Edition

Based on open data from OpenAlex, the CWTS Leiden Ranking Open Edition offers fully transparent information about the scientific performance of over 1500 major universities worldwide. Select your preferred indicators, generate results, and explore the performance of universities.

University	Country	#	Publ. Yrs	Publ. Yrs
1 MIT	US	10000	400	2.0%
2 Harvard Univ	US	91107	1026	2.2%
3 Stanford	US	10000	100	2.2%
4 Berkeley	US	14100	400	2.1%
5 Univ Calif Berkeley	US	11000	300	2.0%
6 Cambridge Univ	UK	10000	100	2.0%
7 Univ Calif San Diego	US	4200	100	2.0%
8 University of Toronto	CA	10000	100	2.0%
9 Univ Calif San Francisco	US	10000	100	2.0%
10 Oxford	UK	10000	100	2.0%
11 ETH Zurich	CH	10000	100	2.0%
12 Univ Bonn (Rheinisch-Westf)	DE	10000	100	2.0%
13 RWTH Aachen Univ	DE	10000	100	2.0%
14 Univ Calif San Diego	US	10000	100	2.0%
15 Univ Cambridge	UK	10000	100	2.0%
16 Univ Cambridge	UK	10000	100	2.0%
17 Univ Cambridge	UK	10000	100	2.0%
18 Univ Cambridge	UK	10000	100	2.0%
19 Univ Cambridge	UK	10000	100	2.0%



Some highlights



Replaces Web of Science with OpenAlex as the primary data source.

Covers the same 1506 universities as the traditional ranking.

Publishes algorithms alongside data for independent verification and analysis.

<https://open.leidenranking.org>



Leiden University | CWTS | CWTS B.V. | Other CWTS sites

Leiden Ranking Open Edition

Home | **Ranking** | Information | Resources | Services | Contact

CWTS Leiden Ranking Open Edition 2024

Start tour



List view



Chart view



Map view

Time period, field, and region/country

Time period: 2019–2022

Field: All sciences

Region/country: World

Min. publication output: 100

Indicators

Type of indicators: Scientific impact















Indicators: P, P(top 10%), PP(top 10%)

Order by: P

Calculate impact indicators using fractional counting

	University		P	P(top 10%)	PP(top 10%)	
1	Harvard Univ		39574	8066	20.4%	
2	Shanghai Jiao Tong Univ		34658	4602	13.3%	
3	Zhejiang Univ		31523	4548	14.4%	
4	Sichuan Univ		29464	3609	12.3%	
5	Cent S Univ		27422	3699	13.5%	
6	Univ Toronto		27256	3712	13.6%	
7	Sun Yat-sen Univ		26655	3440	12.9%	

<https://open.leidenranking.org>

	University		P	P(top 10%)	PP(top 10%)	
1	Harvard Univ		39574	8066	20.4%	
2	Shanghai Jiao Tong Univ		34658	4602	13.3%	
3	Zhejiang Univ		31523	4548	14.4%	
4	Sichuan Univ		29464	3609	12.3%	
5	Cent S Univ		27422	3699	13.5%	
6	Univ Toronto		27256	3712	13.6%	
7	Sun Yat-sen Univ		26655	3440	12.9%	
8	Huazhong Univ Sci & Technol		25255	3863	15.3%	
9	Peking Univ		25080	3370	13.4%	
10	Tsinghua Univ		24441	4119	16.9%	
11	Univ Michigan		22532	3266	14.5%	
12	Univ Coll London		21631	3538	16.4%	
13	Johns Hopkins Univ		21412	3213	15.0%	
14	Univ São Paulo		20997	1413	6.7%	
15	Harbin Inst Technol		20772	2895	13.9%	
16	Univ Chin Acad Sci		20657	2896	14.0%	
17	Xi'an Jiaotong Univ		20538	2702	13.2%	
18	Stanford Univ		20519	4183	20.4%	
19	Wuhan Univ		20019	2963	14.8%	
20	Seoul Natl Univ		19626	1798	9.2%	
21	Univ Penn		19450	3065	15.8%	
22	Jilin Univ		19175	2127	11.1%	
23	Univ Oxford		19014	3433	18.1%	
24	Fudan Univ		18633	2366	12.7%	
25	Univ Tokyo		18150	1521	8.4%	

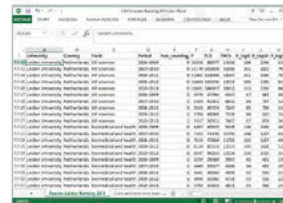
<https://open.leidenranking.org>

	University		P	P(top 10%)	PP(top 10%)	
1	Sorbonne Univ		9390	1142	12.2%	
2	Univ Paris-Saclay (EPE)		8118	942	11.6%	
3	Univ Paris-Cité (EPE)		7386	935	12.7%	
4	Aix-Marseille Univ		5978	635	10.6%	
5	Claude Bernard Lyon 1 Univ		5727	607	10.6%	
6	Univ Grenoble Alpes (EPE)		5239	505	9.6%	
7	Univ Montpellier (EPE)		4878	590	12.1%	
8	Univ Strasbourg		4017	424	10.6%	
9	Univ Lille (EPE)		3941	376	9.5%	
10	Univ Bordeaux		3899	451	11.6%	
11	Univ Lorraine		3743	317	8.5%	
12	Univ Toulouse III - Paul Sabatier		3517	406	11.5%	
13	Univ Rennes (EPE)		3458	339	9.8%	
14	Univ PSL		2914	402	13.8%	
15	Univ Clermont-Auvergne		2911	272	9.3%	
16	Nantes Univ (EPE)		2598	229	8.8%	
17	Univ Côte d'Azur (EPE)		2227	251	11.3%	
18	Inst Polytech Paris (EPE)		1584	174	11.0%	
19	Univ West Brittany		1414	114	8.1%	
20	Univ Tours		1324	123	9.3%	
21	Univ Poitiers		1290	99	7.7%	
22	Univ Paris-Est Créteil Val de Marne		1283	137	10.6%	
23	Univ Rouen		1271	103	8.1%	
24	Gustave Eiffel Univ (EPE)		1263	119	9.5%	
25	Univ Caen Normandy		1118	97	8.6%	

<https://open.leidenranking.org>

Results

The results of the Leiden Ranking Open Edition are available in a spreadsheet file. For each combination of a university, a main field, and a time period, the file provides the values of all indicators. The results are made available under a CC0 public domain dedication.



University	Field	Year	Indicators
Leiden University	Healthcare	2024	...
Leiden University	Healthcare	2023	...
Leiden University	Healthcare	2022	...
Leiden University	Healthcare	2021	...
Leiden University	Healthcare	2020	...
Leiden University	Healthcare	2019	...
Leiden University	Healthcare	2018	...
Leiden University	Healthcare	2017	...
Leiden University	Healthcare	2016	...
Leiden University	Healthcare	2015	...
Leiden University	Healthcare	2014	...
Leiden University	Healthcare	2013	...
Leiden University	Healthcare	2012	...
Leiden University	Healthcare	2011	...
Leiden University	Healthcare	2010	...
Leiden University	Healthcare	2009	...
Leiden University	Healthcare	2008	...
Leiden University	Healthcare	2007	...
Leiden University	Healthcare	2006	...
Leiden University	Healthcare	2005	...
Leiden University	Healthcare	2004	...
Leiden University	Healthcare	2003	...
Leiden University	Healthcare	2002	...
Leiden University	Healthcare	2001	...
Leiden University	Healthcare	2000	...

[Download results \(2024\)](#)

[Download results \(2023\)](#)

Data

The data underlying the Leiden Ranking Open Edition is available in a set of text files. These files contain (1) data about the universities included in the ranking and the links between these universities and their affiliated organizations, (2) data about the publications included in the ranking and the links between these publications and universities and main fields, (3) indicators at the level of publications, and (4) indicators at the level of universities and main fields. The data is made available under a CC0 public domain dedication.

[Download data \(2024\)](#)

[Download data \(2023\)](#)

Google BigQuery

The data underlying the Leiden Ranking Open Edition is also available through Google BigQuery.

[Open Google BigQuery \(2024\)](#)

[Open Google BigQuery \(2023\)](#)

Interactive dashboard

Resources

- Results
- Data
- Google BigQuery
- Interactive dashboard
- Source code

Share this page



[Contact](#)

Explorer + ADD <

Search BigQuery resources

Viewing resources. SHOW STARRED ONLY

- cwts-leiden
 - Workflows
 - External connections
 - leiden_ranking_open_e...
 - leiden_ranking_open_e...
 - openalex_2023nov
 - openalex_2023nov_clas...
 - openalex_2023nov_core
 - openalex_2024aug
 - openalex_2024aug_core

Untitled query

```
1 SELECT * FROM `cwts-leiden.leiden_ranking_open_edition_2024.university`  
2 WHERE country_code = 'FR'
```

Query completed.

Query results

SAVE RESULTS EXPLORE DATA

Row	university_id	university	university_full_name	ror_id	ror_name	country_code
1	2546	Univ Paris-Est Créteil Val de Ma...	Université Paris-Est Créteil Val ...	05ggc9x40	Université Paris-Est Créteil	FR
2	2578	Univ Sorbonne Paris Nord	Université Sorbonne Paris Nord	0199hds37	Université Sorbonne Paris Nord	FR
3	2580	Univ Versailles Saint-Quentin-e...	Université de Versailles Saint-Q...	03mkjij25	Université de Versailles Saint-Q...	FR
4	2594	Univ Tours	Université de Tours	02wwzv46	Université de Tours	FR
5	2604	Univ Caen Normandy	University of Caen Normandy	051kpcy16	Université de Caen Normandie	FR
6	2623	Univ Reims Champagne-Ardenne	University of Reims Champagn...	03hypw319	Université de Reims Champagn...	FR
7	2630	Univ Rouen	University of Rouen	03nhjew95	Université de Rouen Normandie	FR
8	2634	Univ Strasbourg	University of Strasbourg	00pg6eq24	Université de Strasbourg	FR
9	2638	Univ Toulouse III - Paul Sabatier	Université Toulouse III - Paul Sa...	02v6kpv12	Université Toulouse III - Paul Sa...	FR
10	2641	Aix-Marseille Univ	Aix-Marseille University	035xkbk20	Aix-Marseille Université	FR
11	2649	Univ Picardie Jules Verne	University of Picardie Jules Ver...	01gyxr03	Université de Picardie Jules Ve...	FR
12	2660	Univ Angers	University of Angers	04yrqp957	Université d'Angers	FR
13	2662	Claude Bernard Lyon 1 Univ	Claude Bernard Lyon 1 University	029brt94	Université Claude Bernard Lyon 1	FR
14	2683	Univ West Brittany	University of Western Brittany	01b8h3982	Université de Bretagne Occiden...	FR
15	2701	Univ Lorraine	Université de Lorraine	04vfs2w97	Université de Lorraine	FR
16	2703	Univ Orléans	University of Orléans	014zrew76	Université d'Orléans	FR
17	2779	Inst Natl Polytech Toulouse	Institut National Polytechnique ...	033p9g875	Institut National Polytechnique ...	FR

Navigation: Home, X, *Untitled query, +

Actions: RUN, SAVE, DOWNLOAD, SHARE

```
1 SELECT * FROM `cwts-leiden.leiden_ranking_open_edition_2024.university`
2 WHERE country_code = 'FR'
```

1	2546	Univ Paris-Est Créteil Val de Ma...	Université Paris-Est Créteil ...	05ggc9x40	Université Paris-Est Créteil	FR
2	2578	Univ Sorbonne Paris Nord	Université Sorbonne Paris Nord	0199hds37	Université Sorbonne Paris Nord	FR
3	2580	Univ Versailles Saint-Quentin-e...	Université de Versailles Saint-Q...	03mkjy25	Université de Versailles Saint-Q...	FR
4	2594	Univ Tours	Université de Tours	02wwzv46	Université de Tours	FR
5	2604	Univ Caen Normandy	University of Caen Normandy	051kpcy16	Université de Caen Normandie	FR
6	2623	Univ Reims Champagne-Ardenne	University of Reims Champagn...	03hypw319	Université de Reims Champagn...	FR
7	2630	Univ Rouen	University of Rouen	03nhjew95	Université de Rouen Normandie	FR
8	2634	Univ Strasbourg	University of Strasbourg	00pg6eq24	Université de Strasbourg	FR
9	2638	Univ Toulouse III - Paul Sabatier	Université Toulouse III - Paul Sa...	02v6kpv12	Université Toulouse III - Paul Sa...	FR
10	2641	Aix-Marseille Univ	Aix-Marseille University	035xkbb20	Aix-Marseille Université	FR
11	2649	Univ Picardie Jules Verne	University of Picardie Jules Ver...	01gyxr03	Université de Picardie Jules Ve...	FR
12	2660	Univ Angers	University of Angers	04yrqp957	Université d'Angers	FR
13	2662	Claude Bernard Lyon 1 Univ	Claude Bernard Lyon 1 University	029brt94	Université Claude Bernard Lyon 1	FR
14	2683	Univ West Brittany	University of Western Brittany	01b8h3982	Université de Bretagne Occiden...	FR
15	2701	Univ Lorraine	Université de Lorraine	04vfs2w97	Université de Lorraine	FR
16	2703	Univ Orléans	University of Orléans	014zrew76	Université d'Orléans	FR
17	2779	Inst Natl Polytech Toulouse	Institut National Polytechnique ...	033p9g875	Institut National Polytechnique ...	FR

Results per page: 50 | 1 - 32 of 32 | REFRESH

Query results

[SAVE RESULTS](#)[EXPLORE DATA](#)

JOB INFORMATION	RESULTS	CHART	JSON	EXECUTION DETAILS	EXECUTION GRAPH	
Row	university_id	university	university_full_name	ror_id	ror_name	country_c
1	2546	Univ Paris-Est Créteil Val de Ma...	Université Paris-Est Créteil Val ...	05ggc9x40	Université Paris-Est Créteil	FR
2	2578	Univ Sorbonne Paris Nord	Université Sorbonne Paris Nord	0199hds37	Université Sorbonne Paris Nord	FR
3	2580	Univ Versailles Saint-Quentin-e...	Université de Versailles Saint-Q...	03mkjy25	Université de Versailles Saint-Q...	FR
4	2594	Univ Tours	Université de Tours	02wwzv46	Université de Tours	FR
5	2604	Univ Caen Normandy	University of Caen Normandy	051kpcy16	Université de Caen Normandie	FR
6	2623	Univ Reims Champagne-Ardenne	University of Reims Champagn...	03hypw319	Université de Reims Champagn...	FR
7	2630	Univ Rouen	University of Rouen	03nhjew95	Université de Rouen Normandie	FR
8	2634	Univ Strasbourg	University of Strasbourg	00pg6eq24	Université de Strasbourg	FR
9	2638	Univ Toulouse III - Paul Sabatier	Université Toulouse III - Paul Sa...	02v6kpv12	Université Toulouse III - Paul Sa...	FR
10	2641	Aix-Marseille Univ	Aix-Marseille University	035xkbk20	Aix-Marseille Université	FR
11	2649	Univ Picardie Jules Verne	University of Picardie Jules Ver...	01gyxr03	Université de Picardie Jules Ve...	FR
12	2660	Univ Angers	University of Angers	04yrqp957	Université d'Angers	FR
13	2662	Claude Bernard Lyon 1 Univ	Claude Bernard Lyon 1 University	029brtt94	Université Claude Bernard Lyon 1	FR
14	2683	Univ West Brittany	University of Western Brittany	01b8h3982	Université de Bretagne Occiden...	FR
15	2701	Univ Lorraine	Université de Lorraine	04vfs2w97	Université de Lorraine	FR
16	2703	Univ Orléans	University of Orléans	014zrew76	Université d'Orléans	FR
17	2779	Inst Natl Polytech Toulouse	Institut National Polytechnique ...	033p9g875	Institut National Polytechnique ...	FR

[Load more](#)

Google Cloud CWTS Summer School Search (/) for resources, docs, pr

Explorer + ADD |< Search BigQuery resources

Viewing resources. SHOW STARRED ONLY

cwts-leiden ★ ⋮

- ▶ Workflows ⋮
- ▶ External connections ⋮
- ▶ leiden_ranking_open_edi... ☆ ⋮
- ▶ leiden_ranking_open_edi... ☆ ⋮
- ▶ openalex_2023nov ☆ ⋮
- ▶ openalex_2023nov_clas... ☆ ⋮
- ▶ openalex_2023nov_core ☆ ⋮
- ▶ openalex_2024aug ☆ ⋮
- ▶ openalex_2024aug_core ☆ ⋮

Untitled query RUN

```
1 SELECT * FROM 'cwts-leiden.leiden_ranking_open_edi...'
2 WHERE country_code = 'FR'
```

Query results

JOB INFORMATION		RESULTS
Row	university_id	university
1	2546	Univ Paris-Est
2	2578	Univ Sorbonne
3	2580	Univ Versailles
4	2594	Univ Tours
5	2604	Univ Caen Nor
6	2623	Univ Reims Ch
7	2630	Univ Rouen
8	2634	Univ Strasbour
9	2638	Univ Toulouse
10	2641	Aix-Marseille U
11	2649	Univ Picardie J
12	2660	Univ Angers
13	2662	Claude Bernar
14	2683	Univ West Brit
15	2701	Univ Lorraine
16	2703	Univ Orléans
17	2779	Inst Natl Polyte

Load more

SUMMARY Job history

cwts-leiden ★ ⋮

- ▶ Workflows ⋮
- ▶ External connections ⋮
- ▶ leiden_ranking_open_edi... ☆ ⋮
- ▶ leiden_ranking_open_edi... ☆ ⋮
- ▶ openalex_2023nov ☆ ⋮
- ▶ openalex_2023nov_clas... ☆ ⋮
- ▶ openalex_2023nov_core ☆ ⋮
- ▶ openalex_2024aug ☆ ⋮
- ▶ openalex_2024aug_core ☆ ⋮



Potential challenges



Transition Phase: Trust must be earned, so transition should not be disruptive



Level of success: Current correlations with the traditional ranking are strong but not yet perfect.



Coverage Issues: OpenAlex depends on the availability of open metadata from publishers.





Diversity and Inclusion in Global Science



unesco

Chair



Potential challenges



Transition Phase: Trust must be earned, so transition should not be disruptive



Significant success: Current correlations with the traditional ranking are strong but not yet perfect.



Coverage Issues: OpenAlex depends on the availability of open metadata from publishers.



Data Quality Concerns: Relies on external contributions, leading to inconsistencies in author affiliations and institutional representation.



www.metaror.org

✉ contact@metaror.org



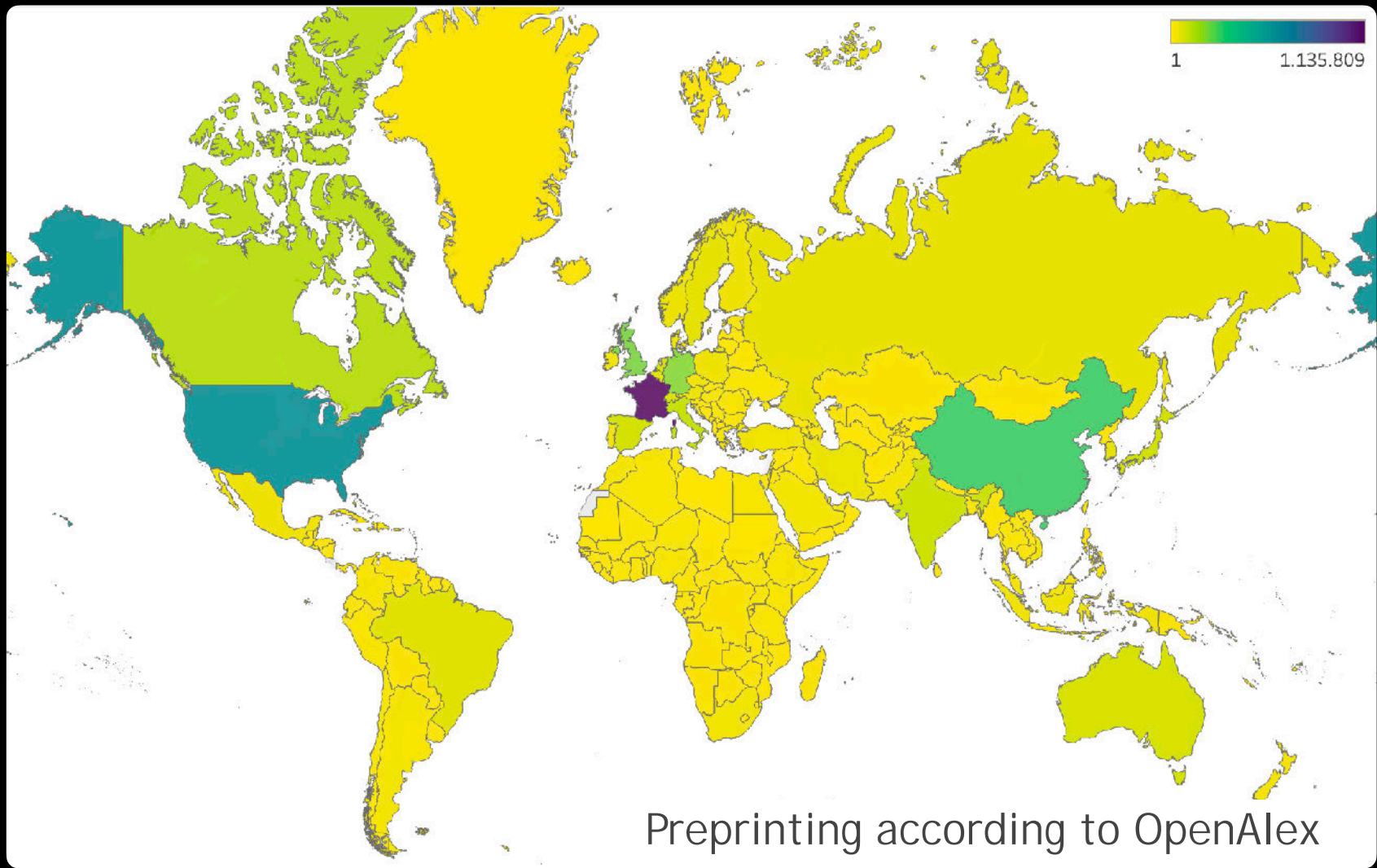
[Home](#) [Research articles](#) [Submit](#) ▾ [About](#) ▾ [Q](#)

MetaResearch Open Review

A new platform designed to transform how we review and share
metaresearch

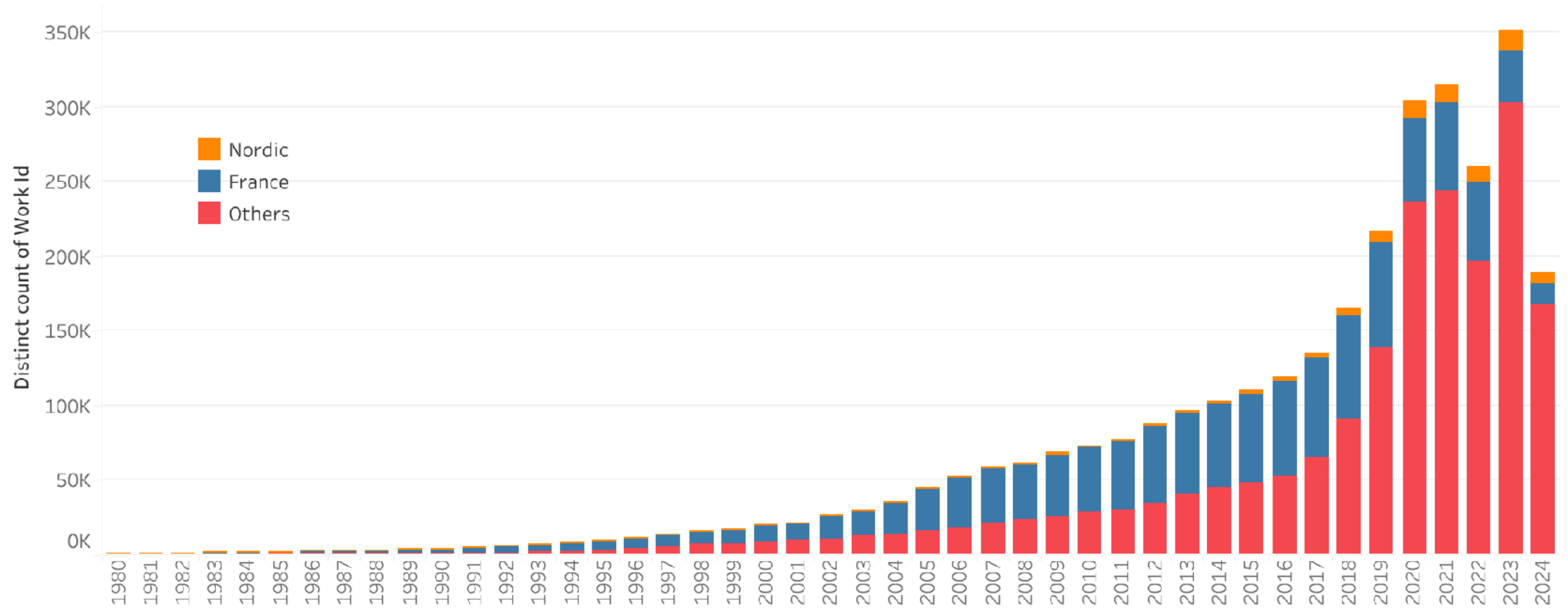
[Submit your work](#)

[Discover more](#)



Preprinting according to OpenAlex

Preprinting according to OpenAlex



CNRS and Open Alex

The screenshot displays the OpenAlex website interface. At the top, the OpenAlex logo is on the left, followed by a 'Works' dropdown menu and a search bar containing 'Search OpenAlex'. On the right side of the top bar, there are links for 'Log in' and 'Sign up', along with a help icon. Below the top bar, there is a navigation area with 'Unsaved search' and icons for notifications, settings, and sharing.

The main content area is divided into two columns. The left column, titled 'Works', lists several research papers with their titles, authors, journals, and citation counts. The right column, titled 'Stats', provides a summary of the search results, including a total count of 261,400,000 results, a bar chart showing the distribution of results by year, and two tables listing top topics and institutions.

Works

- Protein Measurement With The Folin Phenol Reagent**
1951 · OliverH. Lowry, NiraJ. Rosebrough, et al. · *Journal of Biological Chemistry*
Cited by 318,700
- R: A language and environment for statistical computing.**
2014 · R Core Team · *MSOR Connections*
Cited by 291,400
- Cleavage of Structural Proteins during the Assembly of the Head of Bacteriophage T4**
1970 · Ulrich K. Laemmli · *Nature*
Cited by 253,200
- A Rapid and Sensitive Method for the Quantitation of Microgram Quantities of Protein Utilizing the Principle of Protein-Dye Binding**
1976 · Mark A. Bradford · *Analytical Biochemistry*
Cited by 225,400
- A rapid and sensitive method for the quantitation of microgram quantities of protein utilizing the principle of protein-dye binding**
1976 · Marion M. Bradford · *Analytical Biochemistry*

Stats

261,400,000 results

year

open access
23.5%
61,410,000

topic

<input type="checkbox"/>	Crystallization Processes and Control	974,300
<input type="checkbox"/>	Territorial Governance and Environmental Participation	636,200
<input type="checkbox"/>	American Political Thought and History	458,000
<input type="checkbox"/>	Society and Economy in Ancient Mediterranean Civilizations	406,300

institution

<input type="checkbox"/>	Centre National de la Recherche Scientifique	2,621,000
<input type="checkbox"/>	Chinese Academy of Sciences	1,314,000
<input type="checkbox"/>	United States Department of Energy	1,244,000
<input type="checkbox"/>	University of London	1,130,000
<input type="checkbox"/>	Russian Academy of Sciences	1,000,000

Some relevant developments in France



GERMAN **U15**



**LE
RU**



**RUSSELL
GROUP**



Sorbonne declaration on research data rights

Some relevant developments in France



About SCiNiTO

Resources ▾

Blogs

Pricing

AI Assistant




Institution? Book Demo

Get started →

// Sorbonne University in Paris opts for OpenAlex and abandons proprietary A&I products

Sorbonne University in Paris opts for OpenAlex and abandons proprietary A&I products

Sorbonne University in Paris Switches to OpenAlex. A leading French university has moved from Web of Science and from January 1st, 2024 will use OpenAlex. This is an important move which once again reiterates the well thought decision by the EKB who also opted for SCiNiTO, powered by OpenAlex, from May 2023. Welcome Sorbonne! Source: https://x.com/OpenAlex_org/status/1733187564486414729?s=20



Some relevant developments in France

Reflections on Paris Conference on Open Research Information



Some relevant developments in France



French Ministry of Higher Education and Research partners with OpenAlex to develop a fully open bibliographic tool



MINISTÈRE
DE L'ENSEIGNEMENT
SUPÉRIEUR
ET DE LA RECHERCHE

*Liberté
Égalité
Fraternité*



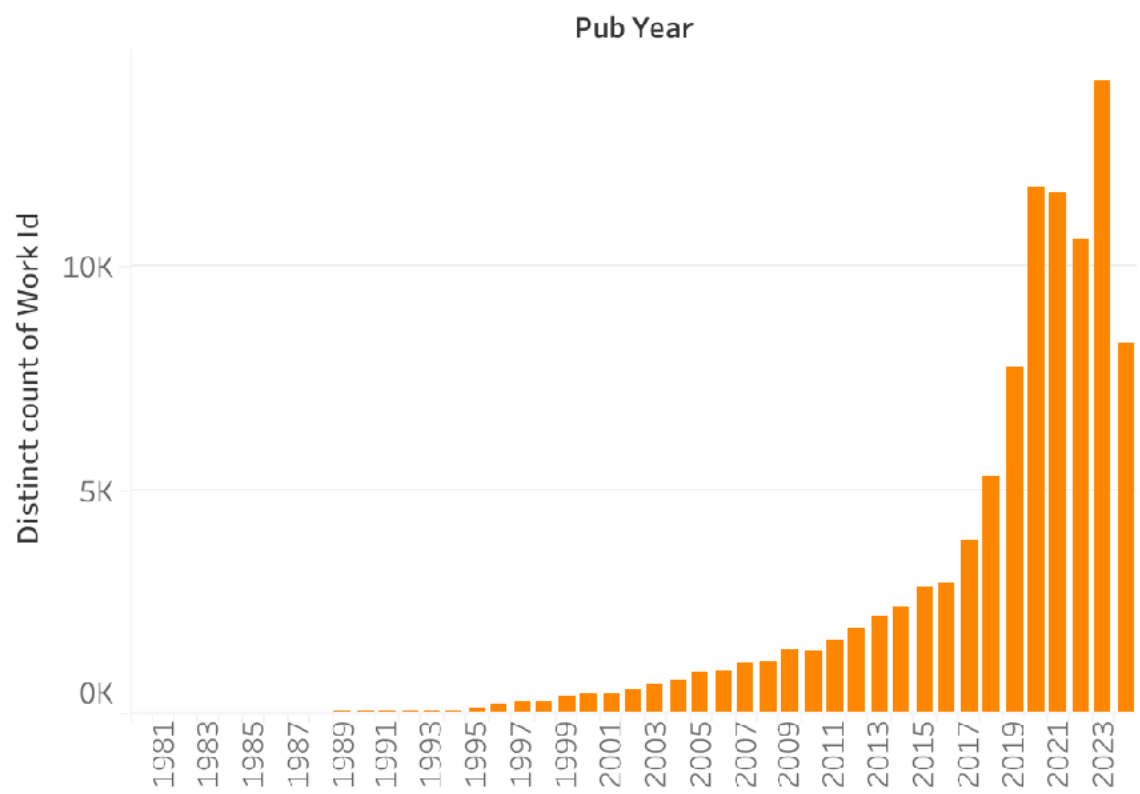
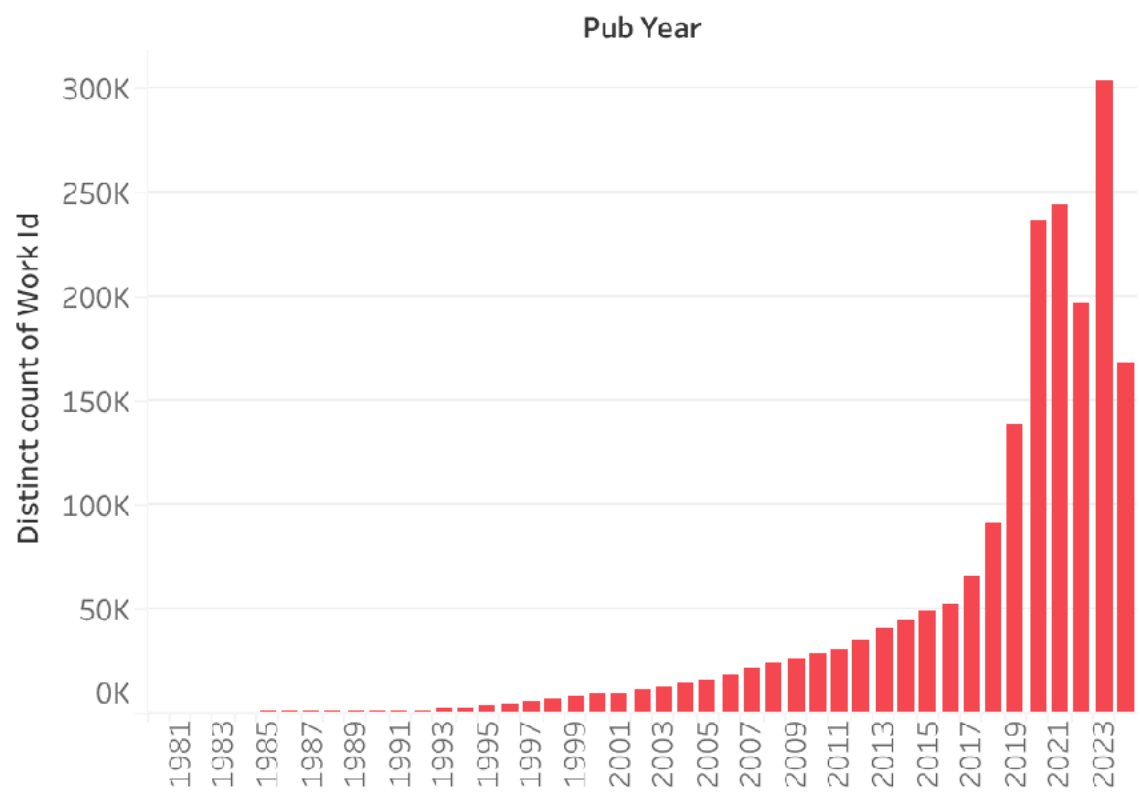
WATCH 15/02/2024

Last December, the French Ministry of Higher Education and Research (MESR) established a multi-year partnership with OpenAlex. The partnership project between MESR and OpenAlex, part of the [Second National Plan for Open Science](#) from 2021, underlines the importance for France of participating on an international scale in the construction of the global open science landscape.

Preprinting according to OpenAlex

Others (minus France)

Nordic countries





André Brasil



a.l.brasil@cwts.leidenuniv.nl



<https://www.cwts.nl/people/andre-brasil>



<https://www.linkedin.com/in/andre-brasil/>